



## WORLD CHALLENGE

HOSTED BY ATOM 

ATOM GT SERIES  
SUPPLEMENTARY REGULATIONS &  
APPENDIX 1 TO THE SPORTING REGULATIONS  
ROUND ONE  
MISANO  
5 OCT 2022  
(available on the website [www.atomesports.it](http://www.atomesports.it)).

### SCHEDULE

The official timetable for the event has been signed by the Race Director of the event and will be the only valid version.

- h. 20.30: Race Director will host briefing on the Discord Server
- h. 20.45: Pit Lane open and start of the Practice Session
- h. 20.55: End of the Practice Session and start of the First Qualify Session
- h. 21:10: End of the First Qualify Session
- h. 21:15: Start of Race 1
- h. 21:45: End of Race 1
- h. 22:00: Start of the Second Qualify Session
- h. 22:15: End of the Second Qualify Session
- h. 22:20: Start of Race 2
- h. 22:50: End of Race 2
- h. 22:55: Press Conference hosted on the ATOM Twitch Channel

Digitally signed by the Race Directors  
**SIMONE GALLO FONTANA GIANLUCA**

### CHAPTER I - GENERAL INFORMATION

#### ART. 1 - INFORMATION CONCERNING THE EVENT

**1.1. Official Name of the Event**

"Atom GT Series Misano GP"

**1-2. Race Director For This Event**

Gianluca FONTANA

**1-3. Race Director For This Event**

Simone GALLO

**1-4. Organizing Committee**

Simone GALLO  
Gianluca FONTANA  
Pierluigi TRANI  
Omar AVDIC  
David FORGETTA  
Benny DE SANTIS

**1-5. Race Stewards**

Gianluca FONTANA  
Omar AVDIC  
Benny DE SANTIS

## **1-6. Server Provider and Race Server Manager**

Assetto Hosting  
Simone Gallo

## **1-7. Technical Delegate**

Davide FORGETTA

## **1-8. Media Coordinator and Commentators**

Pierluigi TRANI  
Benny DE SANTIS  
Davide FORGETTA

## **ART. 2 – Pre Event Procedures**

The Race Director, in case of necessity, will talk with the competitors (in a short briefing) about any question concerning racing in the championship, or for any sort of clarification about the last, the current and the future events. For this reason, drivers shall join the discord server at least ten (10) minutes before the lobby will start (at 20:20) in the appropriate discord channel

## **ART. 3 – Event Format**

This event is carried out with the Format 1, as stated in the Article 16.1 of the Regulations. As a reminder, the event format is as follow:

- Free Practice: 10 Minutes
- Qualifying: Two (2) Session of 15 Minutes each
- Race: Two (2) Races of 30 minutes each.

## **ART. 4 – Practice Session**

Drivers have to be in their cars and ready for the session at 20.30. Before the session starts, the ATOM Safety Car will perform a 10 minute session of practice in order to grip the circuit before the session starts. With 22 minutes remaining, the Race Director will give permission via a Zello communication, allowing drivers to align at the end of the pit lane, but before the pit lane line.

When the Safety Car is in the Pits, the Race Director will communicate when the Pit Lane is opened for the start of the Practice Session

## **ART. 5 – Race Starting Procedure**

Once the system loading is complete, the drivers will be placed on the last sector of the track in their respective positions. A countdown of 60 seconds will determine the start of the “formation” lap.

During this time, drivers are allowed to:

- change the differential lock of the car
- change the front braking balance of the car
- change the amount of fuel refilled of the car
- modify the pre-planned strategy

When the 60 seconds timer goes off, drivers start the “formation lap” from the third sector of the track. Drivers must keep their position as indicated from the HUD, standing left or right from their original position.

If anyone starts the race from an incorrect position will get penalized by the Game or the Race Director.

When approaching the main straight, drivers will see all the 5 red lights on, and they must proceed at a speed of 70km/h. If any drivers exceed this speed for more than 3 seconds, a penalty might be given by the Game or the Race Director, such as Stop&Go or Drive Through

When the Pole Sitter approaches the starting line, at a randomic point the lights become green and drivers start racing

## **ART. 6 – Server**

The server will be started 10 minutes before the session starts. In any case, the session must not start after 15 minutes before the official starting time. In case of any delay, the Race Director will give instructions about the server status. Any driver can report if the server has incorrect settings and, if the session is not compliant with the regulation, it must be repeated immediately.

No other person except the drivers, the delegates and the organizers are allowed to enter the server. In case of server restart, Race Control will communicate through the available means that all drivers must exit the current server at the end of the session.

This are the server credential for this event:

Server name: Atom eSports GT SERIES

Password: AtomGT2022

## **ART. 7 – Safety Car**

Any driver observing the “Safety Car” message in the game chat and the voice communication provided by the Race Director, is aware:

- That the safety car came out of the pit lane and therefore the race regime is controlled by the Safety Car

- That the safety car will enter the track with the hazard lights on and will do so regardless of where the race leader is
- That all cars must slow down under the Virtual Safety Car until the first line of SC and line up behind the safety car no more than ten car lengths away from each other

During all the Safety Car period, overtaking will be allowed only in following circumstances:

- if a car is reported by the safety car with green light
- when the safety car is returning to the pits, overtakes will be allowed only later than having passed the control line
- If a car drops speed and moves to the side of the track.

When the message "SAFETY CAR IN THIS LAP" appears in the game chat, the hazard lights of the safety car will go out. This will be the signal for the drivers and teams that the safety car will enter the pit lane at the end of that lap. The first car in line behind the safety car must begin to dictate the pace, moving away well beyond ten lengths from the safety car. In order to avoid accidents before the safety car returns to the box, the drivers must proceed at a pace which does not involve a sudden acceleration or braking, or any other risky maneuver to endanger other cars or otherwise prevent it from restarting.

Meanwhile, the Race Director will announce the restart of the race. This procedure will be carried as follows:

- The Race Director will announce that the safety car will enter in that lap
- The safety car will switch of all the lights and proceed to the pits
- In the last corners, the race leader can create a gap with the safety car. This gap cannot be more than 5 cars length
- At the last corner, the leader can continue at the pace he wants, ready to resume the race
- The Race Director will communicate the Green Flag situation, the leader has to resume race speed

No overtakes are allowed before the Start-Finish line is crossed. If the Race Director has the suspect that a driver took any sort of advantage during this phase, he is allowed to review the telemetries of the driver and all the nearest driver after the race

## ART. 8 – Virtual Safety Car

When the message "VIRTUAL SAFETY CAR DEPLOYED" is communicated via radio, drivers shall consider that VSC has been deployed. Any driver must: Slow down staying below the maximum speed allowed that coincides with the Pit Limiter Speed, until the race director announces the end of VSC. Overtaking will be allowed only in following circumstances:

- if told by the Race Director
- if a car drops speed and moves to the side of the track.

Given that the maximum speed allowed coincides with the Pit Limiter Speed, the right procedure is:

- slow down the car and downshifting until the first gear
- push the button to engage the Pit Limiter to maintain the VSC speed.

When the message "VIRTUAL SAFETY CAR ENDING" is communicated via radio, drivers may be prepared to resume the race. Cars that exceed the maximum speed allowed will be supposed to a penalty from the steward

## ART. 9 – Track Limits Control and Penalties

In Free Practice and Qualifying, cars reported for track limits may receive the following warnings and penalties for subsequent infractions:

- screen/radio warning
- black and white warning flag
- stop and go penalty of a time set by the Stewards of the Meeting

In the race, cars reported for track limits may receive the following warnings and penalties for subsequent infractions:

- 1^ and 2^ infraction: radio warning
- 3^ infraction: black and white warning flag
- 4^ infraction: final warning
- 5^ infraction: drive-through penalty

## ART. 10 - CEREMONIAL FINISH AND PRESS CONFERENCE

A checkered flag will be the end-of-session race signal and will be shown at the Line as soon as the leading car has covered the full race distance. Should for any reason the end-of-session race signal be given before the leading car completes the scheduled number of laps, or the prescribed time has been completed, the race will be deemed to have finished when the leading car last crossed the Line before the signal was given. Should the end-of-session race signal be delayed for any reason, the race will be deemed to have finished when it should have finished.

At the end of every **Qualifying** Session, the top three driver are allowed to stop their cars under the on the race track, before the Start-Finish Line, disposed in "Enclosure 1: Park Fermè-Qualifying" (available down below) and as it follows:

- The First at the center of the track
- The Second behind the First and at his right
- The Third behind the Second and at his left

At the end of every **Race Session**, the top three drivers are allowed to stop their cars under the podium, in the Pit Lane, disposed in “Enclosure 2: Park Fermè-Race” (available down below) and as it follows:

- The First at the center of the track
- The Second behind the First and at his right
- The Third behind the Second and at his left

At the end of every session, all the drivers must complete a cool-down lap and return to the pits. For no reason drivers are allowed to stop their cars at the end of their lap and return to the pits via the menu. The infringement of this rule can lead to a penalty for the next session (If the last session is a race one, the penalty is assigned for the next Event Qualifying session)

At the end of the Second Race session, if the drivers would like to, a Press Conference will be hosted in the ATOM Twitch Channel. We strongly invite the top three drivers of each race to join in the discord, all the other drivers are welcome as well. We remind that due to the timing of the Event, not all drivers will be interviewed by the Commentators

### ART. 11 – Telemetry

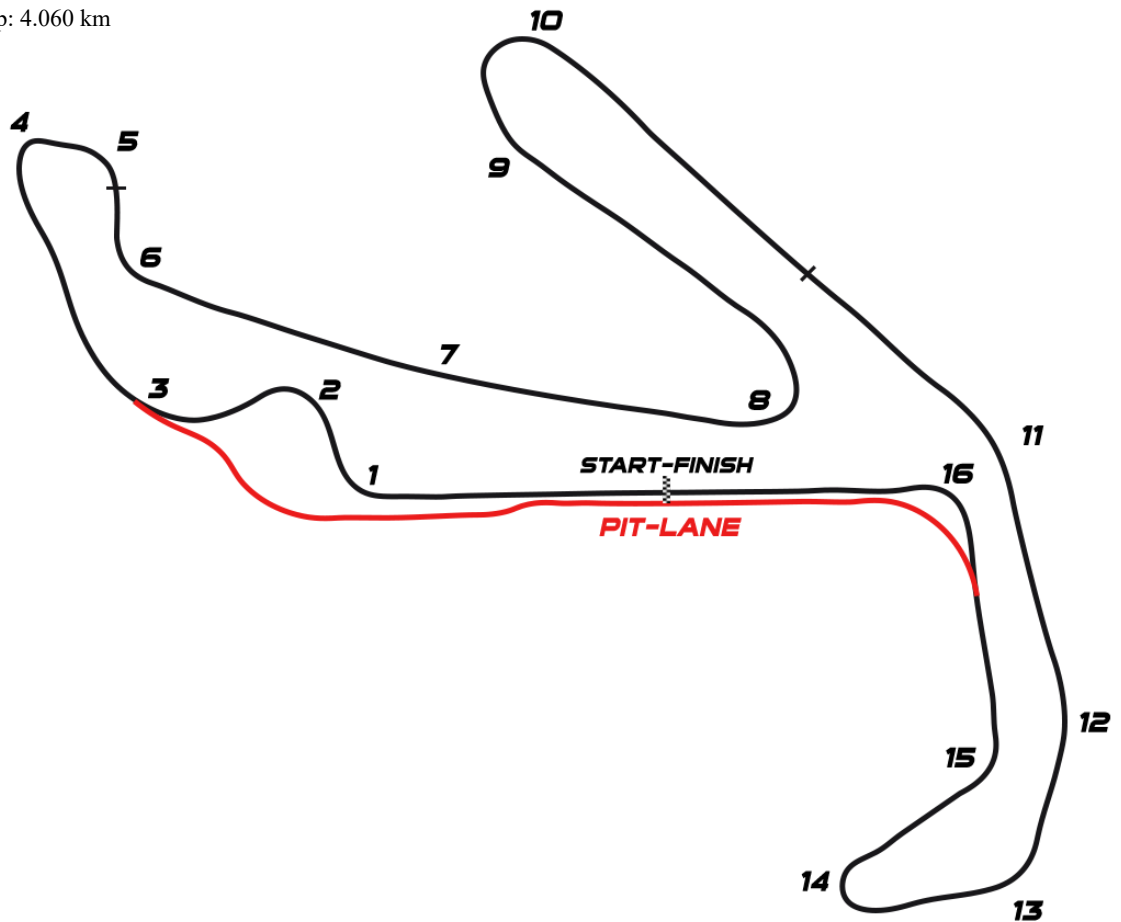
As a result of the briefing with the drivers after the Pre Season Testings for this championship, this article has been canceled

### ART. 12 – Track Details andMap

Location and Access: Misano Circuit, Via Daijuro Kato, 10 - 47843 Misano Adriatico (RN)

Length of one lap: 4.060 km

Track Map:



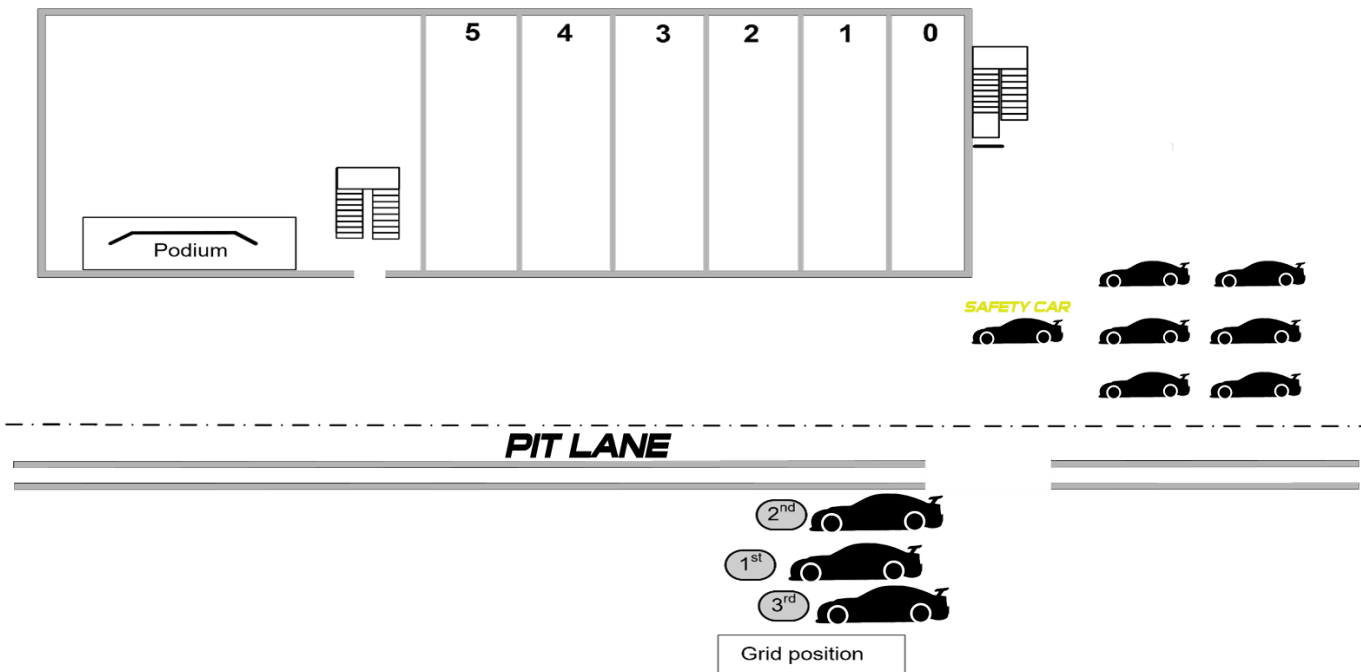
### Enclosure 1 – Parc Fermè- Qualifying

This enclosure explains how the drivers have to position their cars at the end of the session. Note that this photo has to be used just to understand the position of the cars. Note that the position of “Podium” and the direction of the pitlane, may vary from track to track.



### Pre Season Testing

### Parc-Ferme- Qualifying



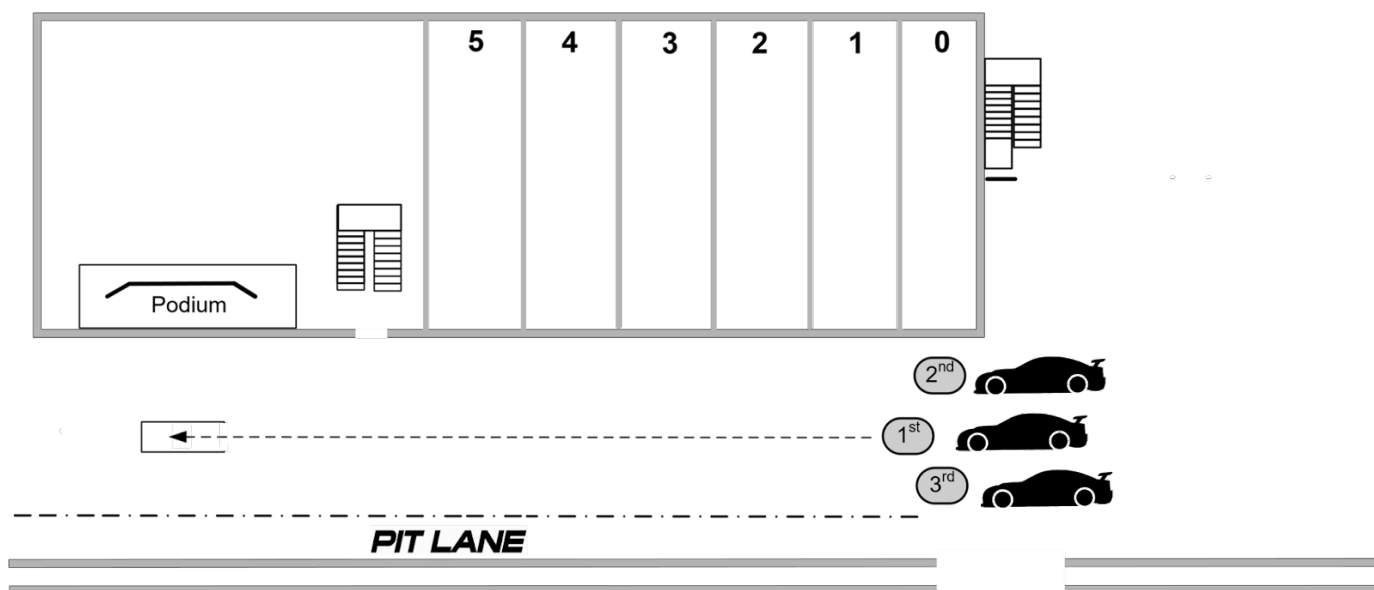
### Enclosure 2 – Parc Fermè- Race

This enclosure explains how the drivers have to position their cars at the end of the session. Note that this photo has to be used just to understand the position of the cars. Note that the position of “Podium” and the direction of the pitlane, may vary from track to track.



### Pre Season Testing

### Parc-Ferme- Race



SIMONE GALLO

FONTANA GIANLUCA

PIERLUIGI TRANI